

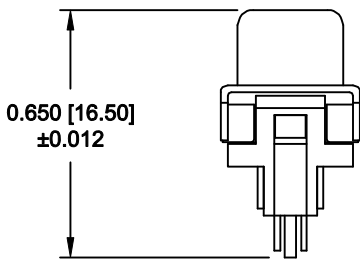
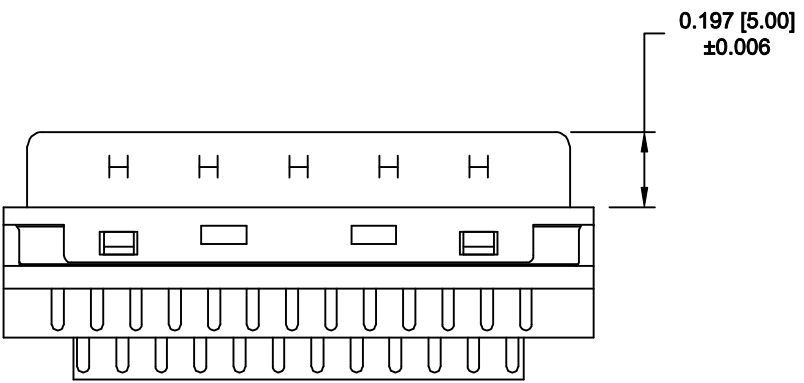
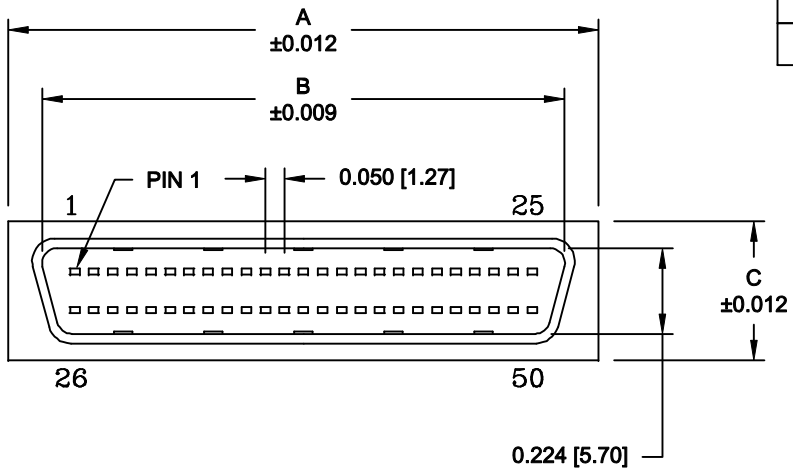
DESCRIPTION: CONNECTOR FOR 988 SERIES BACK SHELL KIT

No. OF PINS	DIMENSIONS		
	A	B	C
50	1.545 [39.30]	1.372 [34.85]	0.366 [9.30]
68	1.989 [50.60]	1.825 [46.35]	0.366 [9.30]

MATERIAL:
 HOUSING: THREMOPLASTIC, BLACK, P.B.T. UL94V-0
 CONTACTS: PHOSPHOR BRONZE, GOLD SELECTIVE PLATED
 FRONT SHELL: STEEL, NICKEL PLATED OVER COPPER

ASSEMBLY VERSION

ELECTRICAL:
 CURRENT RATING: 0.5 AMPS
 INSULATOR RESISTANCE: 500 MEGOHMS Min.
 DIELECTRIC WITHSTANDING: 500VAC
 CONTACT RESISTANCE: 35MilliOhms Max.
 OPERATING TEMPERATURE: -55° ~ +85° C



CONNECTOR PART NUMBER
113-YYY-103L001

SERIES _____
 POSITIONS _____
 050 _____
 068 _____
 GENDER _____
 1 = MALE _____
 TERMINATION _____
 0 = SOLDER _____
 SHELL PLATING _____
 3 = NICKEL PLATED _____
 RoHS COMPLIANT _____
 L = LOW TEMP. PROCESS _____
 HARDWARE OPTIONS _____
 00 = NO HARDWARE _____
 PLATING OPTIONS _____
 1 = GOLD FLASH _____

DO NOT SCALE FROM DRAWING

	THESE DRAWINGS AND SPECIFICATIONS ARE THE PROPERTY OF NorComp AND SHALL NOT BE REPRODUCED, COPIED OR USED AS THE BASIS FOR THE MANUFACTURE OF SALE OF APPARATUS WITHOUT WRITTEN PERMISSION.		DRAWN: C. SMITH	DATE: 04-18-08
			CHECKED:	DATE:
NorComp		SCALE: 2 : 1	SHEET 1 OF 1	REV 3
		DWG NO. 113-YYY-103L001		

RoHS COMPLIANT