

SPECIFICATIONS:

ELECTRICAL:

INSULATOR RESISTANCE: 5 G OHMS Min.
 DIELECTRIC WITHSTANDING: 1,000VAC r.m.s.
 OPERATING TEMPERATURE: -55° C ~ +125° C
 POWER CONTACT RESISTANCE: 2.0 mOhms MAX.
 POWER PINS: SEE PART NUMBER BELOW

MECHANICAL:

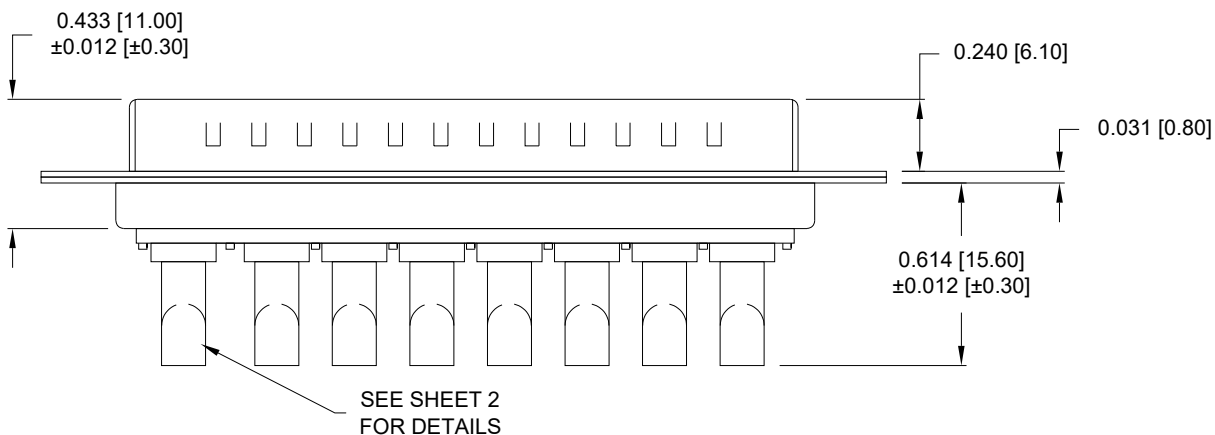
CONTACT INSERTION FORCE: 4.5 Kg Max.
 CONTACT SEPARATOR FORCE: 0.3Kg Min.

MATERIALS:

CONTACTS: COPPER ALLOY
 INSULATOR: PBT UL94V-0 RATED, BLK
 230°C PROCESS TEMP.
 SHELL: STEEL

FINISH:

SHELL: NICKEL
 CONTACTS: FULL GOLD FLASH



680M8W8103LYY1

- 2 = 20 AMP
- 4 = 40 AMP
- 0 = NO HARDWARE
- 1 = 0.098" CN SOLDER SIDE
- 2 = 0.236" CN SOLDER SIDE
- 3 = 0.236" CN MATING SIDE
- 1 = GOLD FLASH
- *CONTACT NORCOMP FOR MORE OPTIONS

RoHS COMPLIANT

UNITS = inch [mm]

DO NOT SCALE FROM DRAWING



THESE DRAWINGS AND SPECIFICATIONS ARE THE PROPERTY OF NorComp AND SHALL NOT BE REPRODUCED, COPIED OR USED AS THE BASIS FOR THE MANUFACTURE OR SALE OF APPARATUS WITHOUT WRITTEN PERMISSION.

DRAWN:
M. SIGMON

DATE:
11/16/2016

NorComp

SCALE:
NTS

SHEET 1 OF 2

REV 4


DWG NO.

680M8W8103LYY1

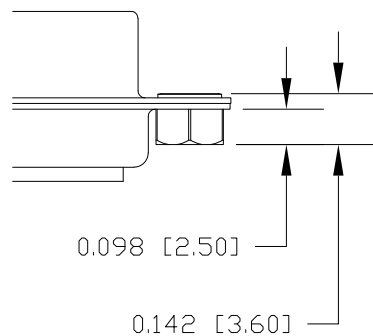
HARDWARE OPTIONS

CLINCH NUTS HAVE #4-40 INTERNAL THREADS THRU

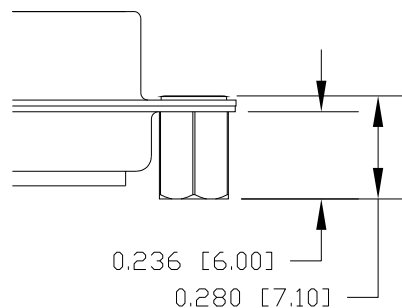
0 NO HARDWARE



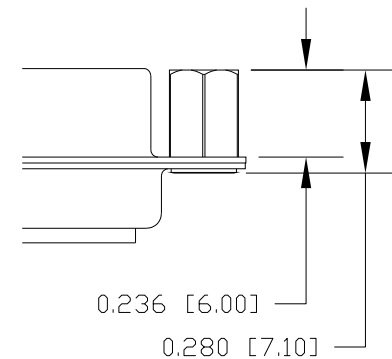
1 0.098" SOLDER SIDE



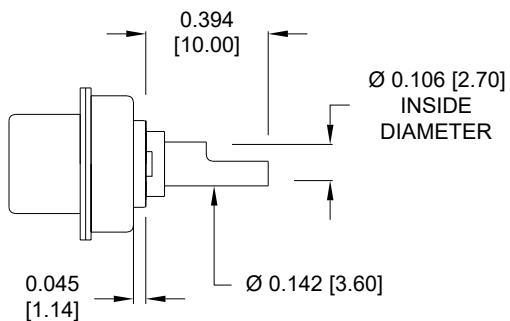
2 0.236" SOLDER SIDE



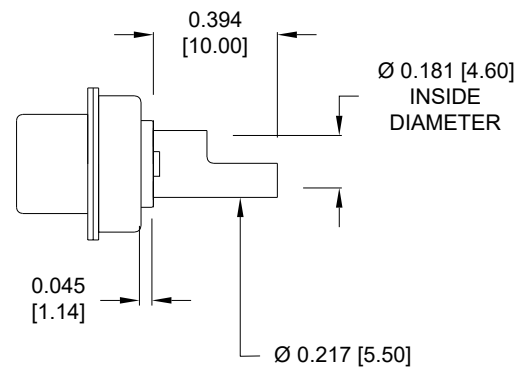
3 0.236" MATING SIDE



NOTE:
POWER CONTACTS
COME PRE-LOADED INTO INSULATORS



20 AMP POWER CONTACTS
ACCEPTS UP TO 12 AWG WIRE



40 AMP POWER CONTACTS
ACCEPTS UP TO 8 AWG WIRE

RoHS COMPLIANT

UNITS = inch [mm]

DO NOT SCALE FROM DRAWING



THESE DRAWINGS AND SPECIFICATIONS ARE THE PROPERTY OF NorComp AND SHALL NOT BE REPRODUCED, COPIED OR USED AS THE BASIS FOR THE MANUFACTURE OR SALE OF APPARATUS WITHOUT WRITTEN PERMISSION.

DRAWN:
M. SIGMON

DATE:
11/16/2016

NorComp

SCALE:
NTS

SHEET 2 OF 2

REV 4

DWG NO.

680M8W8103LYY1