

DESCRIPTION: 21W1 // M // COAXIAL & SIGNAL // RA PCB MOUNT

**SPECIFICATIONS:**

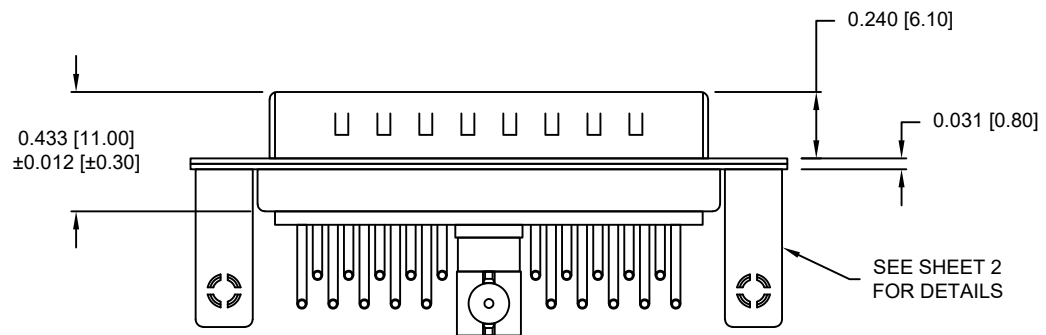
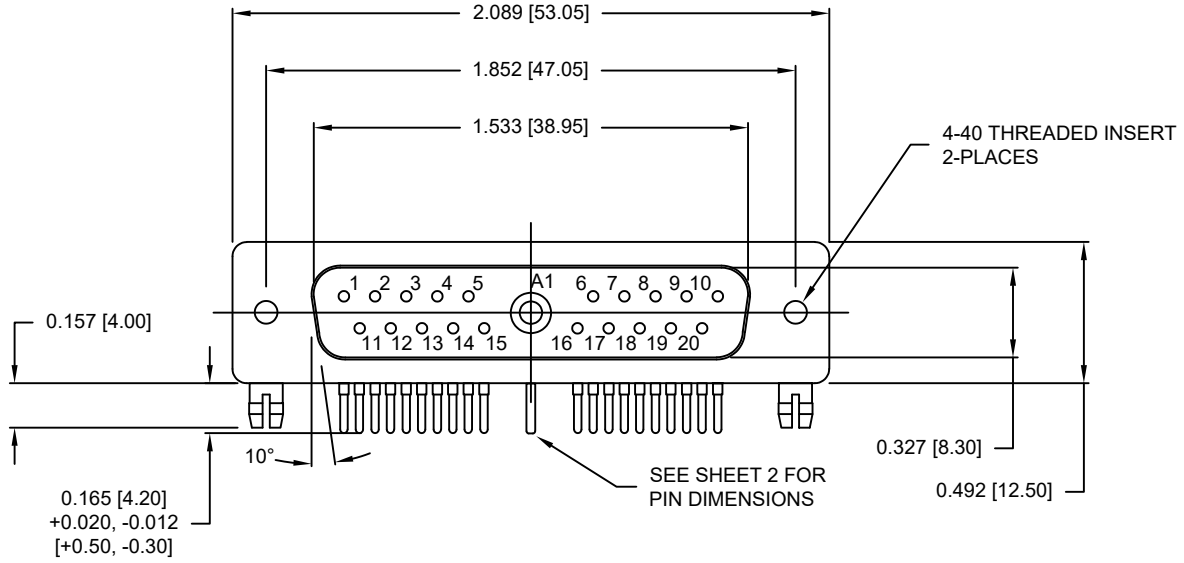
**ELECTRICAL:**  
 INSULATOR RESISTANCE: 5 GOHMS Min.  
 DIELECTRIC WITHSTANDING: 1,000VAC r.m.s.  
 OPERATING TEMPERATURE: -55° C ~ +125° C  
 SIGNAL CONTACT RESISTANCE: 10 Milliohms Max.  
 COAXIAL CONTACT RESISTANCE: 2.7 Milliohms Max.  
 COAXIAL IMPEDANCE: 50 OHM  
 SIGNAL CURRENT RATING: 5 AMPS

**MECHANICAL:**  
 CONTACT INSERTION FORCE: 4.5 Kg Max.  
 CONTACT SEPARATOR FORCE: 0.3Kg Min.

**MATERIALS:**  
 CONTACTS: COPPER ALLOY  
 INSULATOR: PBT UL94V-0 RATED, BLACK  
 230°C PROCESS TEMP. STEEL

SHELL:

**FINISH:**  
 SHELL: NICKEL  
 CONTACTS: FULL GOLD FLASH



**685M21W1103L461**

46 = 4-40 INSERTS / BOARD LOCKS

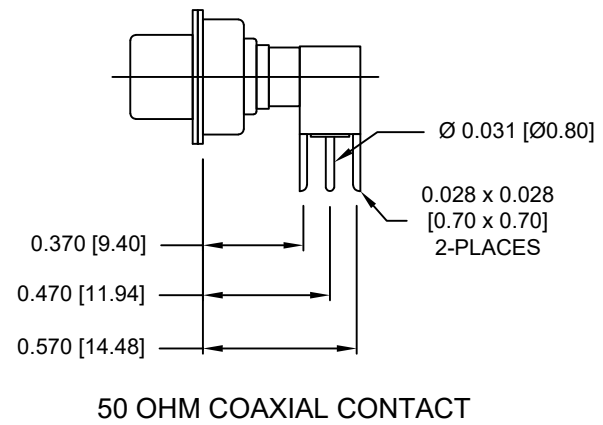
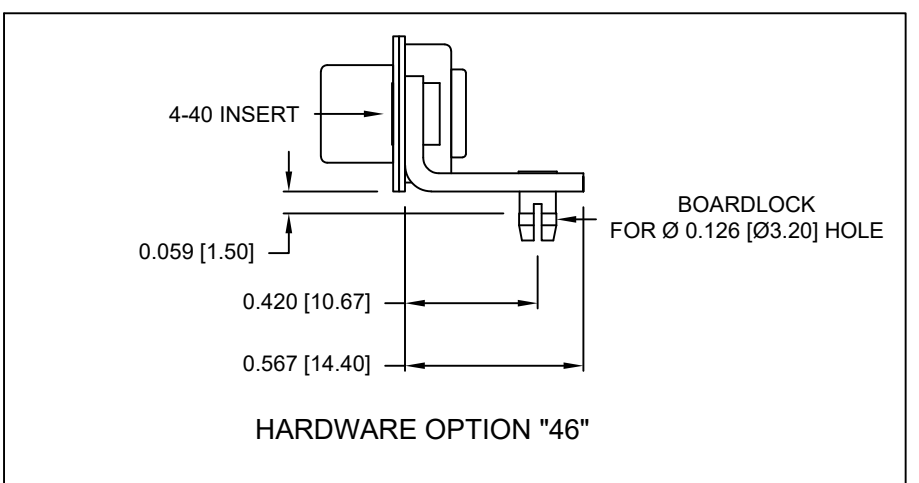
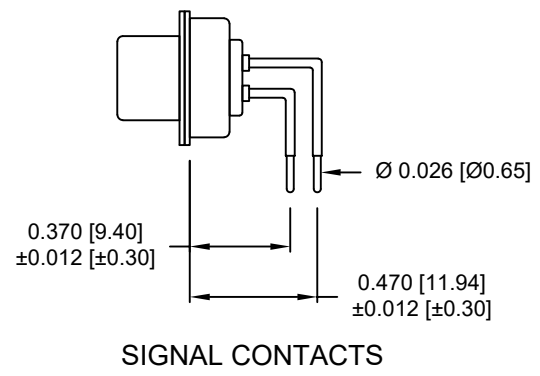
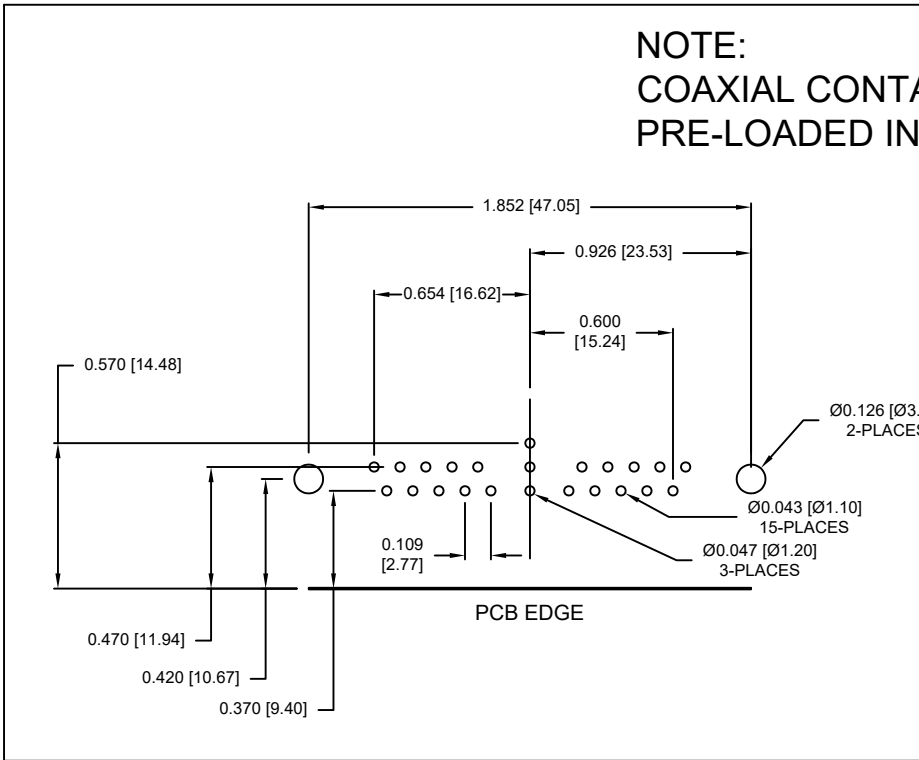
**RoHS COMPLIANT**

UNITS = INCHES [MM] **DO NOT SCALE FROM DRAWING**

|  |   |                            |
|--|---|----------------------------|
|  | THESE DRAWINGS AND SPECIFICATIONS ARE THE PROPERTY OF NorComp AND SHALL NOT BE REPRODUCED, COPIED OR USED AS THE BASIS FOR THE MANUFACTURE OR SALE OF APPARATUS WITHOUT WRITTEN PERMISSION. | DRAWN:<br><b>M. SIGMON</b> |
|  |   | DATE:<br>12/19/2016        |

|  |                                |                    |          |
|--|--------------------------------|--------------------|----------|
|  | SCALE:<br>NTS                  | SHEET<br>1 OF<br>2 | REV<br>3 |
|  | DWG NO: <b>685M21W1103L461</b> |                    |          |

**NOTE:  
COAXIAL CONTACTS COME  
PRE-LOADED INTO INSULATORS**



**RoHS COMPLIANT**

UNITS = INCHES [MM] **DO NOT SCALE FROM DRAWING**

**NC**  
THESE DRAWINGS AND SPECIFICATIONS ARE THE PROPERTY OF NorComp AND SHALL NOT BE REPRODUCED, COPIED OR USED AS THE BASIS FOR THE MANUFACTURE OR SALE OF APPARATUS WITHOUT WRITTEN PERMISSION.

DRAWN:  
**M. SIGMON**  
DATE:  
12/19/2016

**NorComp**

|                                   |            |         |          |
|-----------------------------------|------------|---------|----------|
| SCALE:<br>NTS                     | SHEET<br>2 | OF<br>2 | REV<br>3 |
| DWG NO:<br><b>685M21W1103L461</b> |            |         |          |