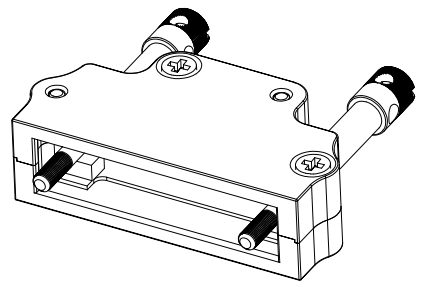


DESCRIPTION: 25P DIE CAST MICRO-D BACKSHELL

SPECIFICATIONS:

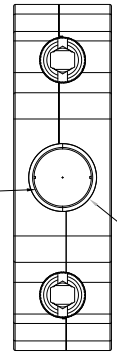
MATERIALS:
 BACKSHELL: ZAMAK 5, NO PLATING
 JACK SCREW: NICKEL PLATED STEEL
 HOUSING SCREW: NICKEL PLATED STEEL
 GROMMET: ABS UL94 V-0, BLACK

ENVIRONMENT:
 OPERATING TEMPERATURE: -30°C TO +80°C (WITH GROMMETS)
 -40°C TO +125°C (WITHOUT GROMMETS)



THE DIAMETER OF THE WIRE CORRESPONDING TO GROMMET TREE Ø

0.144	[3.65]
0.183	[4.65]
0.222	[5.65]
0.242	[6.15]



Ø7.10±0.25
 [Ø0.280±.0098]
 Diameter of cable exit without grommets

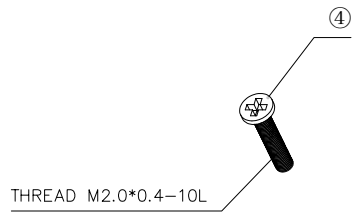
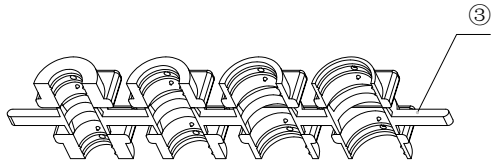
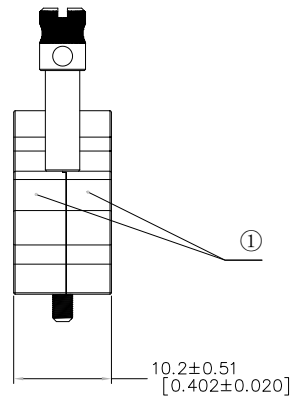
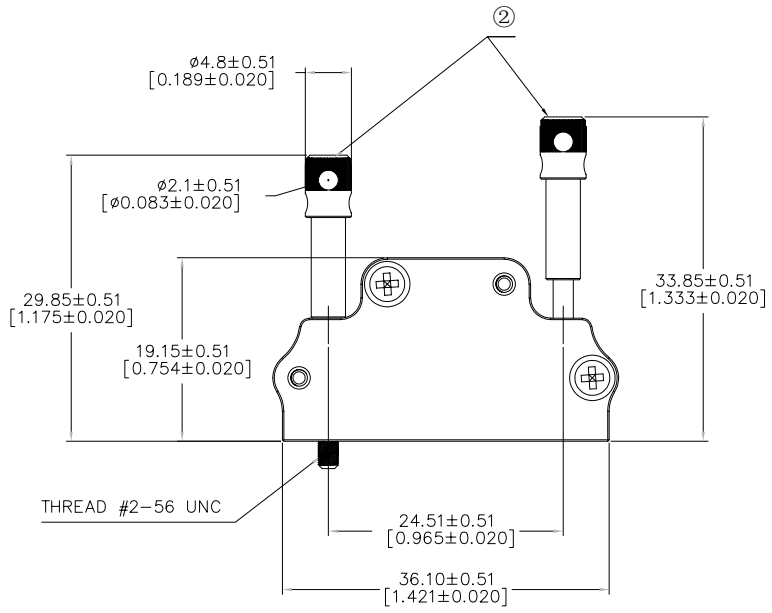
BACKSHELL KIT INCLUDES:

- (2X) BACKSHELL ①
- (2X) JACK SCREW ②
- (1X) GROMMET TREE ③
- (4X) HOUSING SCREW ④

INTENDED TO BE USED WITH NORCOMP 580-M SERIES

ALSO COMPATIBLE WITH COMPETITOR SERIES BELOW:

- Glenair MWDM Series
- Cannon MDM Series
- TE MCKS Series
- Cinch Dura-Con Series
- Omnetrics Micro D Connectors
- MILNEC MDS1 Series
- Airborn MM Series



RoHS COMPLIANT

UNITS = mm [inch]

DO NOT SCALE FROM DRAWING



THESE DRAWINGS AND SPECIFICATIONS ARE THE PROPERTY OF NorComp AND SHALL NOT BE REPRODUCED, COPIED OR USED AS THE BASIS FOR THE MANUFACTURE OR SALE OF APPARATUS WITHOUT WRITTEN PERMISSION.

DRAWN: J. KADEL
 DATE: 06/10/2024

NorComp

SCALE: NTS	SHEET 1 OF 1	REV 1
DWG NO. 966-025-030R121		