

4

3

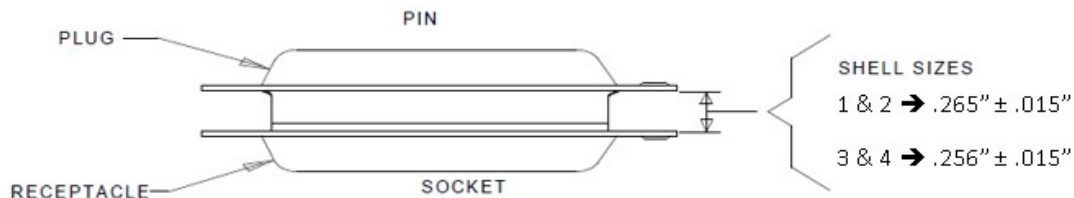
2

1

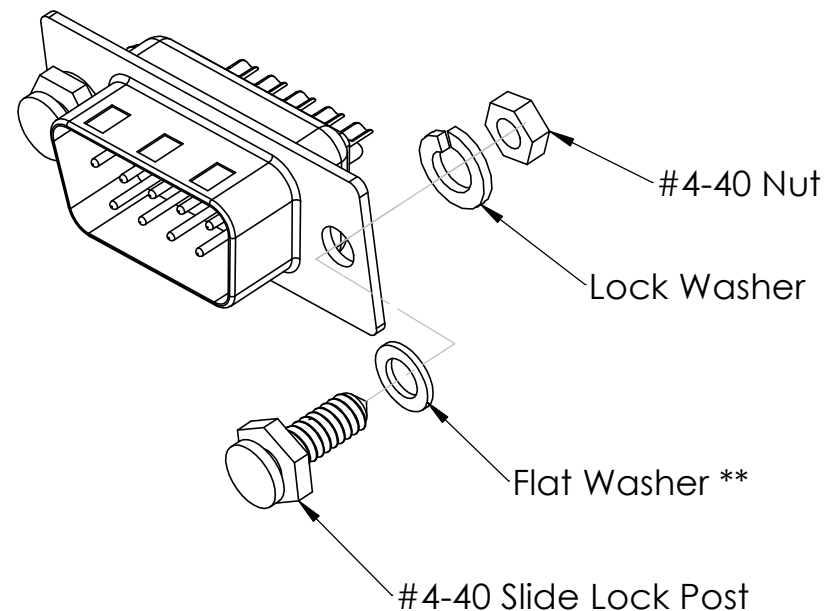
DESCRIPTION: Slide Lock Assembly

**For panel mounting applications, It may be necessary to omit the Slide Lock Post Flat Washer to achieve appropriate connector mating distance.

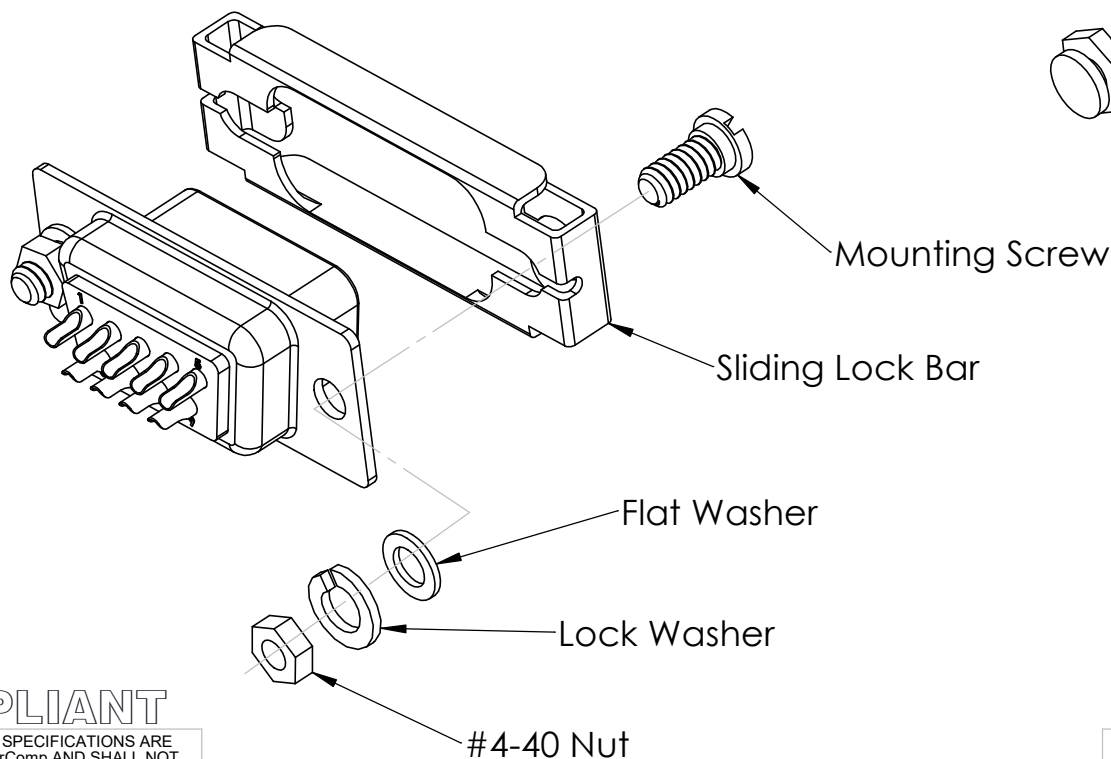
Recommended DSUB Mating Distances:



Part Number: 160-000-005R03Y



Part Number: 160-YYY-00YR031



RoHS COMPLIANT



THESE DRAWINGS AND SPECIFICATIONS ARE THE PROPERTY OF NorComp AND SHALL NOT BE REPRODUCED, COPIED OR USED AS THE BASIS FOR THE MANUFACTURE OR SALE OF APPARATUS WITHOUT WRITTEN PERMISSION.

NorComp

DWG No. Slide Lock Assembly

Drawn By: A. Joyner

Date: 12/15/2020

SCALE: NTS

SHEET 1 OF 1

REV: 0

4

3

2

1