

**MATERIALS AND FINISH:**

SHELL: STEEL MATERIAL, NICKEL FINISH  
 INSULATOR: PA9T, UL 94V-0 RATED, BLACK (PROCESS TEMP 260°C)  
 CONTACT MATERIAL: BRASS  
 CONTACT FINISH: SEE PLATING PART NUMBER KEY BELOW  
 SEAL MATERIAL: F04 FLEXIBLE ADHESIVE

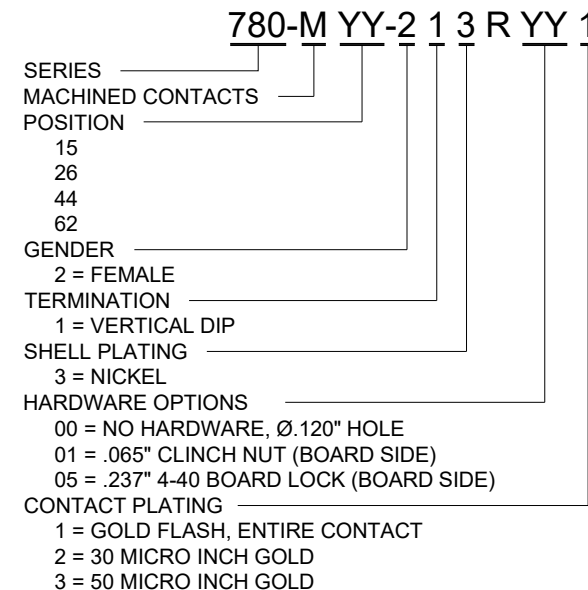
**ELECTRICAL:**

CONTACT CURRENT RATING: 3 AMPS  
 CONTACT RESISTANCE: 10 mOHMS Max.  
 DIELECTRIC WITHSTANDING VOLTAGE: 1,000 VAC Min.  
 INSULATION RESISTANCE: 5 GOHMS Min.  
 TEMPERATURE RATING: -55° ~ +125° C

DIMENSIONS (in.)					
No. OF PINS	A	B	C	D	Insulator Material
15	0.642	0.984	1.213	0.090	PA9T
26	0.969	1.311	1.543	0.090	PA9T
44	1.512	1.852	2.089	0.090	PA9T
62	2.157	2.500	2.732	0.095	PA6T

DIMENSIONS (mm)					
No. OF PINS	A	B	C	D	Insulator Material
15	16.30	25.00	30.80	2.29	PA9T
26	24.60	33.30	39.20	2.29	PA9T
44	38.40	47.05	53.05	2.29	PA9T
62	54.80	63.50	69.40	2.41	PA6T

**MEETS IP67 STANDARDS**  
 (SEE PAGE 3 FOR SEALING DETAILS)



RoHS COMPLIANT

UNITS = INCHES [MM] DO NOT SCALE FROM DRAWING



THESE DRAWINGS AND SPECIFICATIONS ARE THE PROPERTY OF NorComp AND SHALL NOT BE REPRODUCED, COPIED OR USED AS THE BASIS FOR THE MANUFACTURE OR SALE OF APPARATUS WITHOUT WRITTEN PERMISSION.

DRAWN:

J. KADEL

DATE:

08/08/2018

NorComp

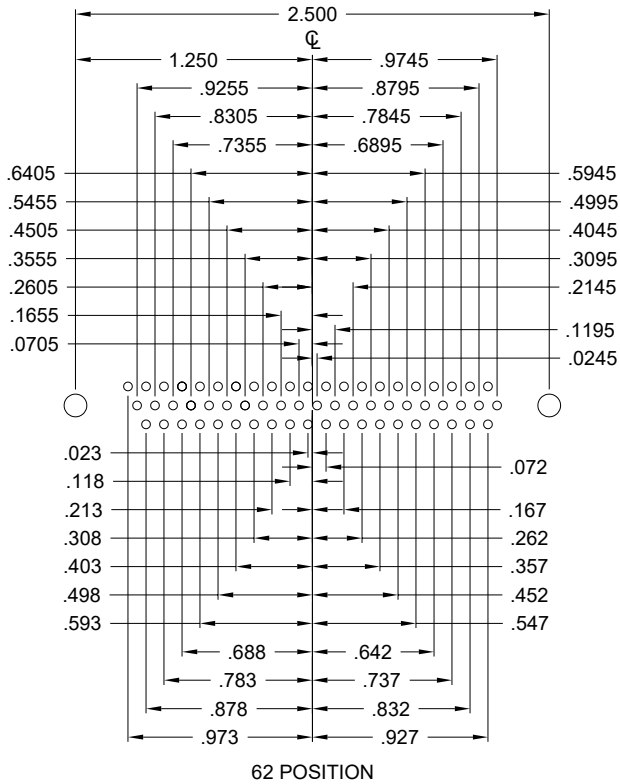
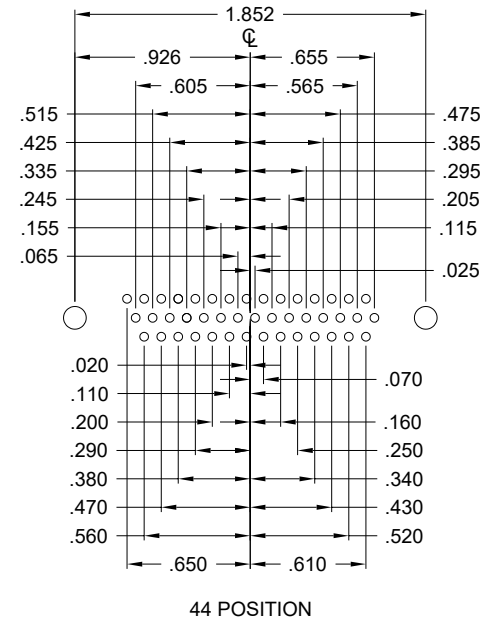
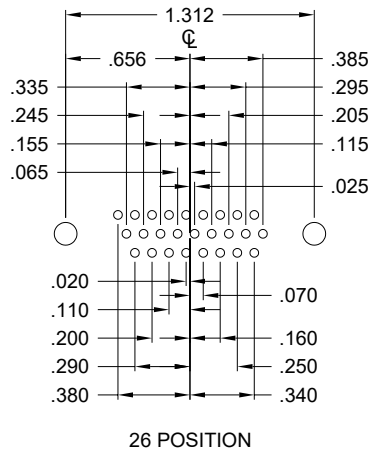
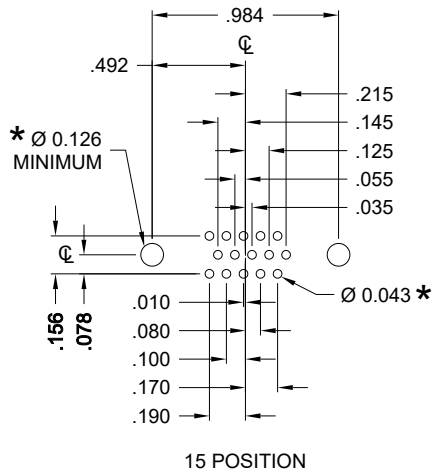
SCALE: NTS

SHEET 1 OF 4

REV 13

DWG NO.

780-MYY-213RYY1



HOLE PATTERN SHOWN  
ARE FOR FEMALE

\* TYP.  
SUGGESTED SIZE  
MAY NOT BE SUITABLE FOR ALL APPLICATIONS

RoHS COMPLIANT

UNITS = inches

DO NOT SCALE FROM DRAWING

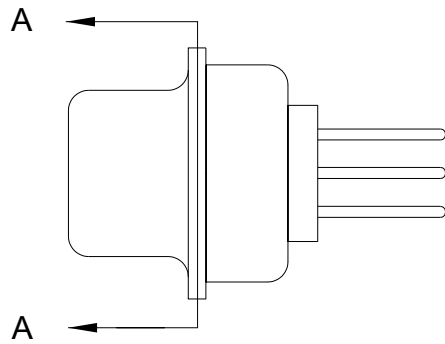


THESE DRAWINGS AND SPECIFICATIONS ARE THE PROPERTY OF NorComp AND SHALL NOT BE REPRODUCED, COPIED OR USED AS THE BASIS FOR THE MANUFACTURE OR SALE OF APPARATUS WITHOUT WRITTEN PERMISSION.

DRAWN:  
J. KADEL  
DATE:  
08/08/2018

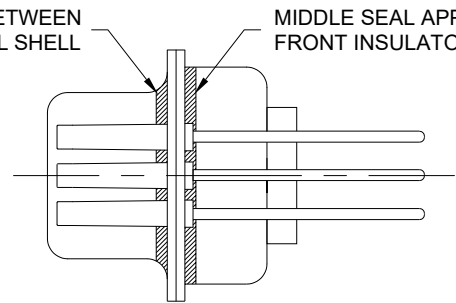
NorComp

SCALE: NTS	SHEET 2	OF 4	REV 13
DWG NO. 780-MYY-213RYY1			



FRONT SEAL APPLIED BETWEEN FRONT INSULATOR AND FRONT METAL SHELL

MIDDLE SEAL APPLIED BETWEEN FRONT INSULATOR AND BACK INSULATOR



DETAIL A-A

RoHS COMPLIANT

DO NOT SCALE FROM DRAWING



THESE DRAWINGS AND SPECIFICATIONS ARE THE PROPERTY OF NorComp AND SHALL NOT BE REPRODUCED, COPIED OR USED AS THE BASIS FOR THE MANUFACTURE OR SALE OF APPARATUS WITHOUT WRITTEN PERMISSION.

DRAWN:  
J. KADEL

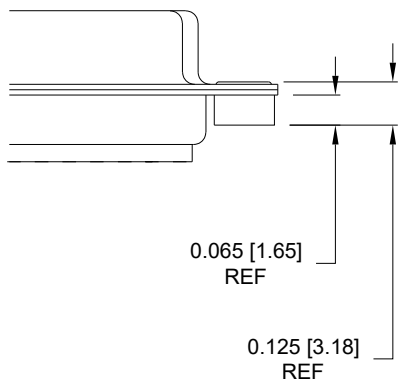
DATE:  
08/08/2018

NorComp

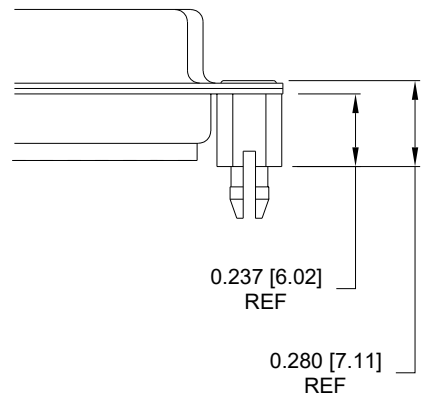
SCALE: NTS	SHEET 3	OF 4	REV 13
DWG NO.		780-MYY-213RYY1	

# ALL CLINCH-NUTS ARE 4-40 INTERNAL THREADS

01X ..... 0.065" (BOARD SIDE)



05X ..... 0.237" (BOARD SIDE)



RoHS COMPLIANT

UNITS = INCHES [MM] DO NOT SCALE FROM DRAWING



THESE DRAWINGS AND SPECIFICATIONS ARE THE PROPERTY OF NorComp AND SHALL NOT BE REPRODUCED, COPIED OR USED AS THE BASIS FOR THE MANUFACTURE OR SALE OF APPARATUS WITHOUT WRITTEN PERMISSION.

DRAWN:  
J. KADEL  
DATE:  
08/08/2018

**NorComp**

SCALE: NTS	SHEET 4	OF 4	REV 13
DWG NO.		780-MYY-213RYY1	