

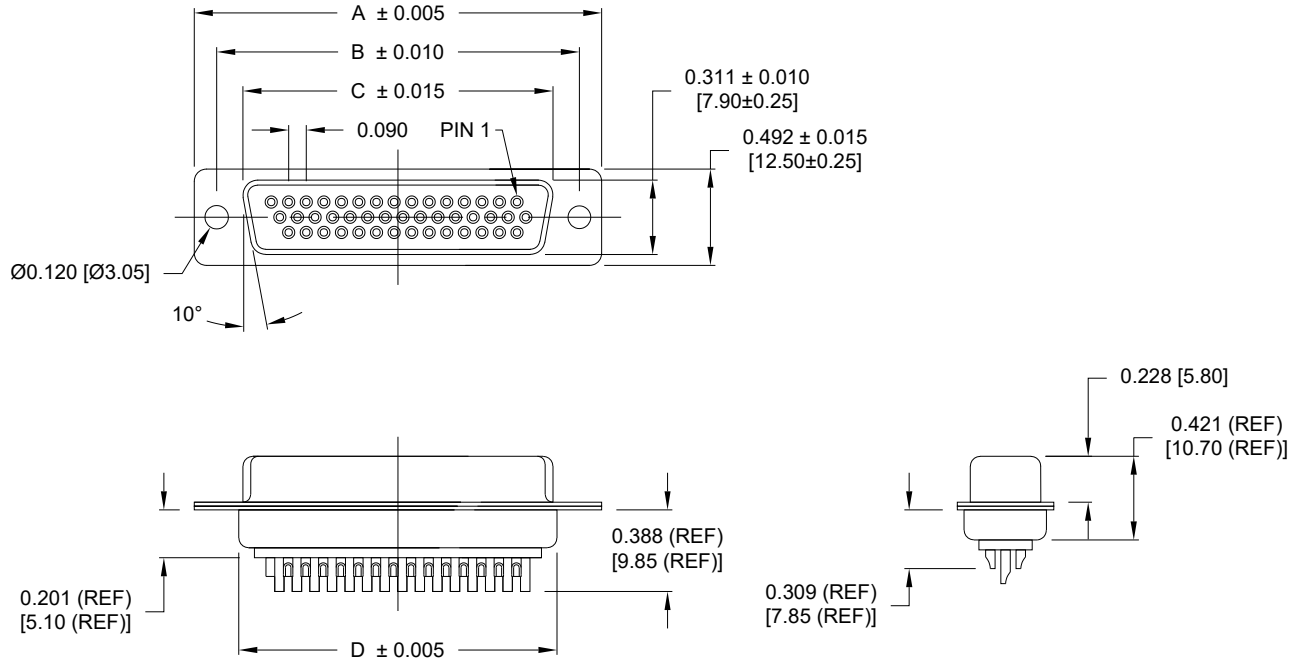
DESCRIPTION: FEMALE - HIGH DENSITY - MACHINED CONTACTS - SOLDER CUP

MATERIALS AND FINISH:

SHELL: STEEL MATERIAL, NICKEL FINISH
 INSULATOR: PBT THERMOPLASTIC 30% GLASS FILLED
 UL 94 V-0 RATED, BLACK
 (PROCESS TEMP 230°C)
 CONTACT MATERIAL: BRASS
 CONTACT FINISH: SELECTIVE GOLD FINISHED
 SEALING MATERIAL: F04 FLEXIBLE ADHESIVE

ELECTRICAL:

CONTACT CURRENT RATING: 3 AMPS
 CONTACT RESISTANCE: 30 mOHMS Max.
 DIELECTRIC WITHSTANDING VOLTAGE: 1,000VAC Min.
 INSULATION RESISTANCE: 5 GOHMS Min.
 TEMPERATURE RATING: -55° ~ +105° C



DIMENSIONS						
No. OF PINS	UNITS	A	B	C	D	E
15	inch	1.213	0.984	0.642	0.090	0.756
	mm	30.80	25.00	16.30	2.29	19.20
26	inch	1.543	1.311	0.969	0.090	1.091
	mm	39.20	33.30	24.60	2.29	27.70
44	inch	2.089	1.852	1.512	0.090	1.618
	mm	53.05	47.05	38.40	2.29	41.10

780-M YY-2 0 3 L YY 1

SERIES _____
 MACHINED CONTACTS _____
 POSITIONS _____
 15 _____
 26 _____
 44 _____
 GENDER _____
 2 = FEMALE _____
 TERMINATION _____
 0 = SOLDER CUP _____
 SHELL PLATING _____
 3 = NICKEL _____
 HARDWARE OPTIONS _____
 00 = NO HARDWARE _____
 01 = .065" CLINCH NUT (SOLDER SIDE) _____
 PLATING OPTIONS _____
 1 = GOLD FLASH, ENTIRE CONTACT _____

MEETS IP67 STANDARDS
 (SEE PAGE 3 FOR SEALING DETAILS)

ACCEPTS 28 - 24 AWG WIRE

RoHS COMPLIANT

UNITS = inch [mm]

DO NOT SCALE FROM DRAWING



THESE DRAWINGS AND SPECIFICATIONS ARE THE PROPERTY OF NorComp AND SHALL NOT BE REPRODUCED, COPIED OR USED AS THE BASIS FOR THE MANUFACTURE OR SALE OF APPARATUS WITHOUT WRITTEN PERMISSION.

DRAWN:

C. SMITH

DATE:

03/13/2007

NorComp

SCALE:
NTS

SHEET OF
1 3

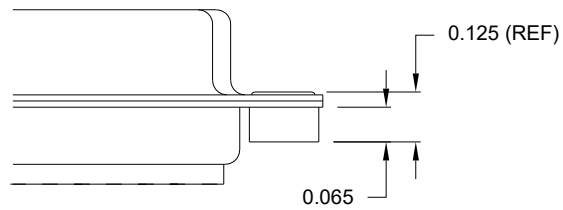
REV
6

DWG NO.

780-MYY-203LYY1

ALL CLINCH-NUTS ARE 4-40 INTERNAL THREADS

01X 0.065" (SOLDER SIDE)



RoHS COMPLIANT

UNITS = inch

DO NOT SCALE FROM DRAWING



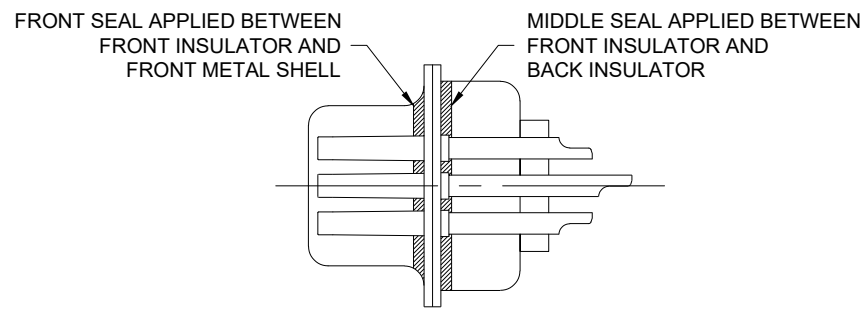
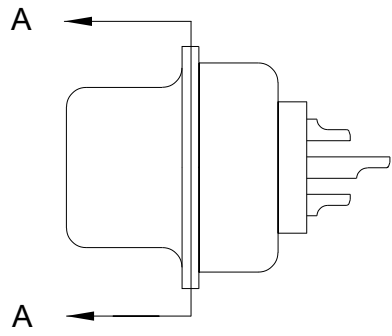
THESE DRAWINGS AND SPECIFICATIONS ARE THE PROPERTY OF NorComp AND SHALL NOT BE REPRODUCED, COPIED OR USED AS THE BASIS FOR THE MANUFACTURE OR SALE OF APPARATUS WITHOUT WRITTEN PERMISSION.

DRAWN:
C. SMITH

DATE:
03/13/2007

NorComp

SCALE: NTS	SHEET 2	OF 3	REV 6
DWG NO.		780-MYY-203LYY1	



DETAIL A-A

RoHS COMPLIANT

DO NOT SCALE FROM DRAWING



THESE DRAWINGS AND SPECIFICATIONS ARE THE PROPERTY OF NorComp AND SHALL NOT BE REPRODUCED, COPIED OR USED AS THE BASIS FOR THE MANUFACTURE OR SALE OF APPARATUS WITHOUT WRITTEN PERMISSION.

DRAWN:
C. SMITH
DATE:
03/13/2007

NorComp

SCALE: NTS	SHEET 3	OF 3	REV 6
DWG NO.		780-MYY-203LYY1	