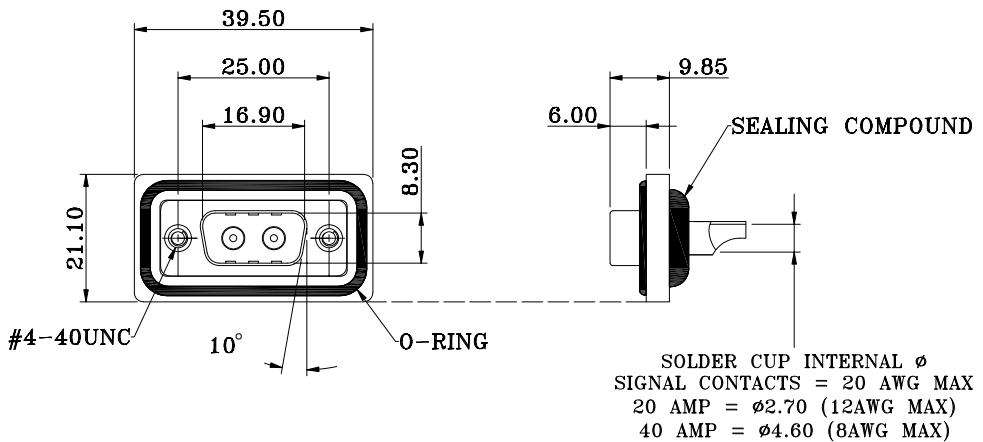


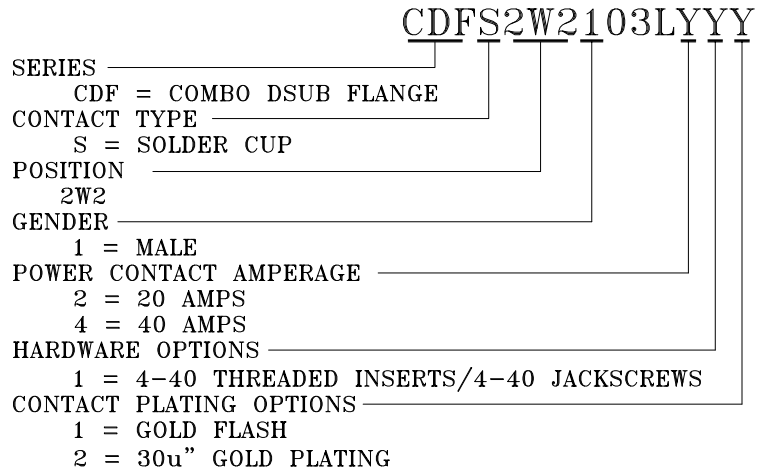
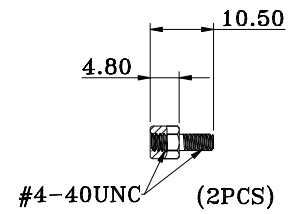
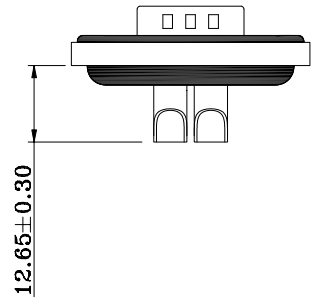
NOTE:

MATERIAL
 HOUSING PBT UL94V-0, BLACK
 FLANGE PBT UL94V-0, BLACK
 CONTACT BRASS, PLATING P/N KEY BELOW
 SHELL STEEL, NICKEL
 O-RING SILICONE
 SEALING COMPOUND EPOXY
 HARDWARE BRASS; NICKEL PLATED

ELECTRICAL
 POWER CONTACT RATED CURRENT P/N KEY BELOW
 VOLTAGE 1000 VAC 1 MIN
 INSULATOR RESISTANCE 5 GOhms MIN.
 POWER CONTACT RESISTANCE 2.0 mOhms MAX.
 WATER PROOF IP67
ENVIRONMENT
 OPERATION TEMPERATURE -25°C TO +85°C



SOLDER CUP INTERNAL ϕ
 SIGNAL CONTACTS = 20 AWG MAX
 20 AMP = ϕ 2.70 (12AWG MAX)
 40 AMP = ϕ 4.60 (8AWG MAX)



RoHS COMPLIANT



THESE DRAWINGS AND SPECIFICATIONS ARE THE PROPERTY OF NorComp AND SHALL NOT BE REPRODUCED, COPIED OR USED AS THE BASIS FOR THE MANUFACTURE OR SALE OF APPARATUS WITHOUT WRITTEN PERMISSION.

DRAWN: J. KADEL
 DATE: 06/05/2020

TOLERANCES
 X. ±0.40
 .X ±0.30
 .XX ±0.20
 .XXX ±0.10

UNITS = mm DO NOT SCALE FROM DRAWING



SCALE: NTS	SHEET 1 OF 1	REV 1
DWG NO. CDFS2W2103LYYY		