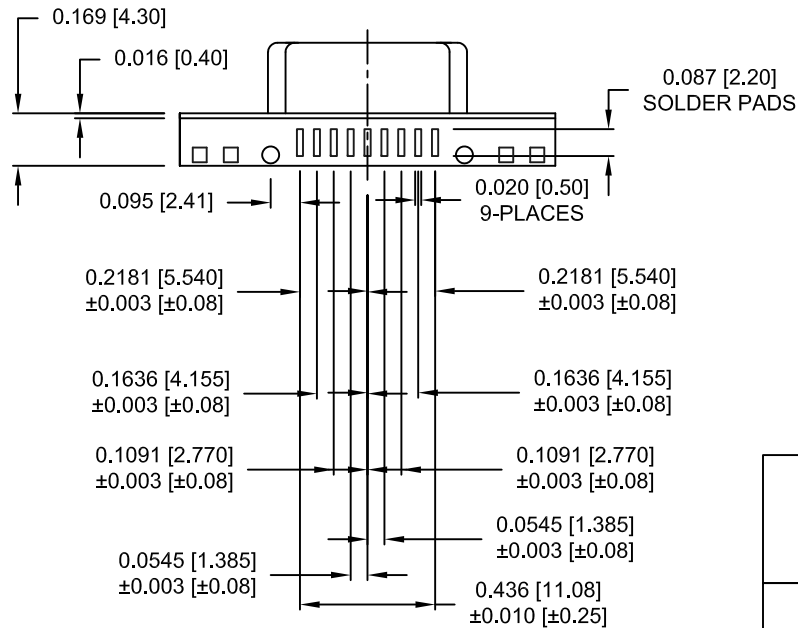
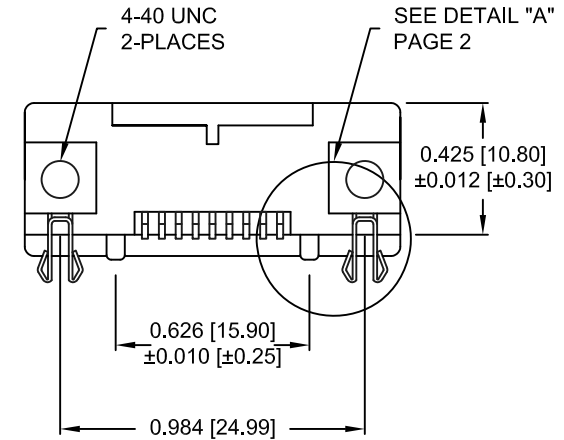
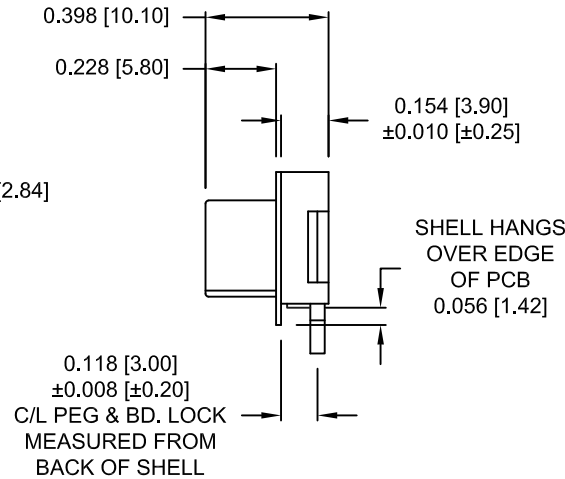
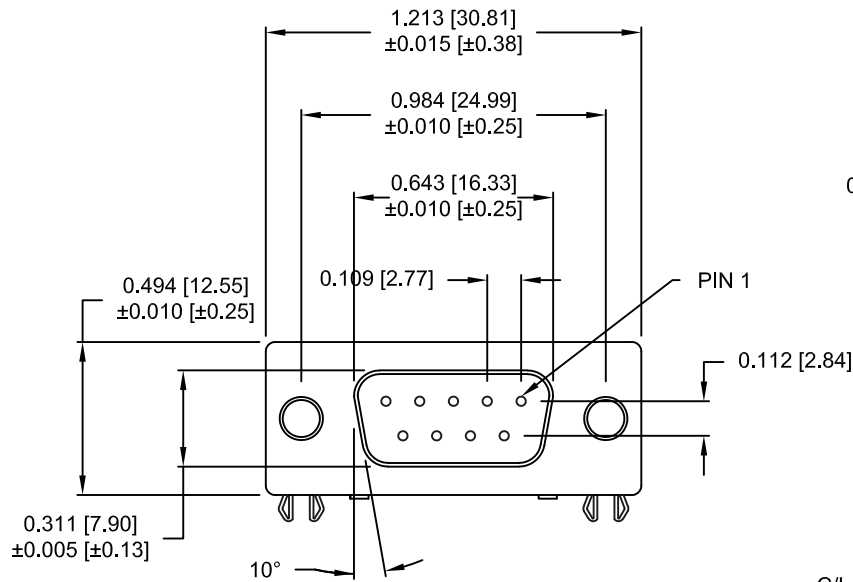


DESCRIPTION: 9 POS - FEMALE - SURFACE MOUNT

MATERIAL/FINISH:

SHELL: STEEL, NICKEL PLATED
 BRACKET: BRASS, NICKEL PLATED
 INSULATOR: NYLON 6T-UL 94V-0, BLACK
 PROCESS TEMP: 260° C
 INSULATOR: PATONE #322C, COLOR = Pc99
 CONTACT PHOSPHOR BRONZE, TIN PLATED
 GOLD FLASH - MATING AREA
 TIN - TERMINATING AREA



ELECTRICAL:

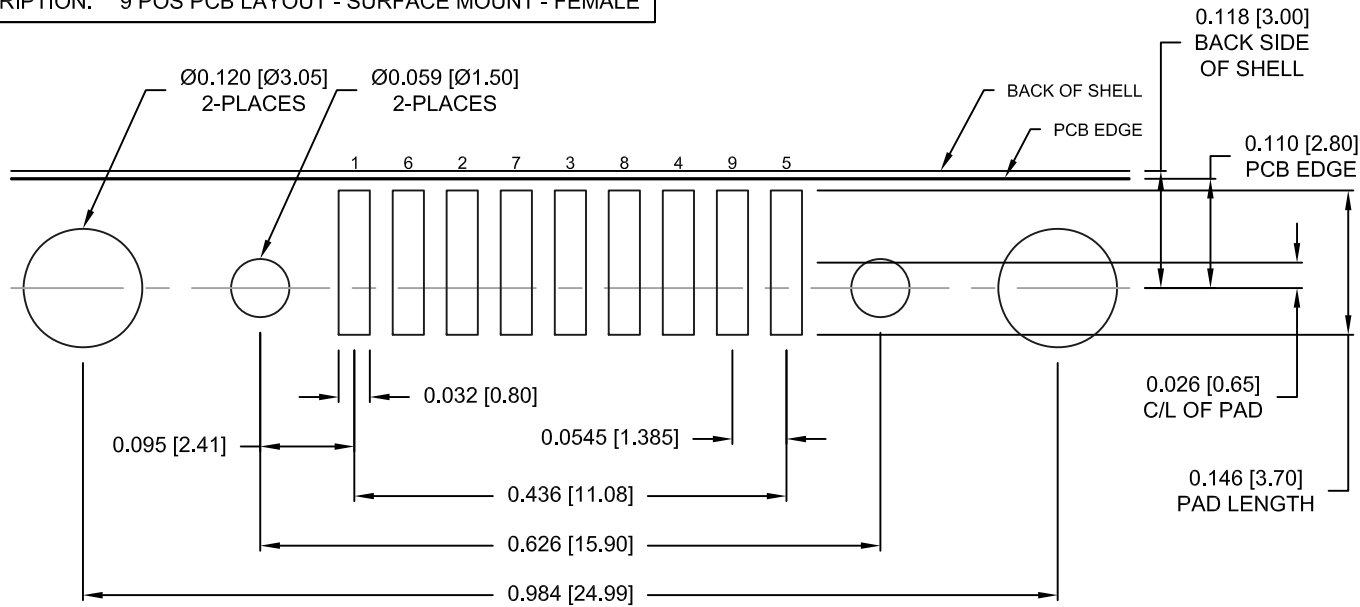
RATED CURRENT: 5 AMPS
 RATED VOLTAGE: 300VDC
 WITHSTANDING VOLTAGE: 500VAC (rms) FOR 1 Min.
 INSULATION RESISTANCE: > 1,000mOhms AT 500VDC
 CONTACT RESISTANCE: 13mOhms Max.
 DIELECTRIC STRENGTH: 1,000VAC FOR 1 MINUTE
 OPERATING TEMPERATURE: -55° ~ +105° C

DO NOT SCALE FROM DRAWING

	THESE DRAWINGS AND SPECIFICATIONS ARE THE PROPERTY OF NorComp AND SHALL NOT BE REPRODUCED, COPIED OR USED AS THE BASIS FOR THE MANUFACTURE OR SALE OF APPARATUS WITHOUT WRITTEN PERMISSION.		DRAWN: C. SMITH	DATE: 03-30-09
	NorComp		SCALE: NTS	SHEET 1 OF 2
DWG NO. 190-009-263R001				

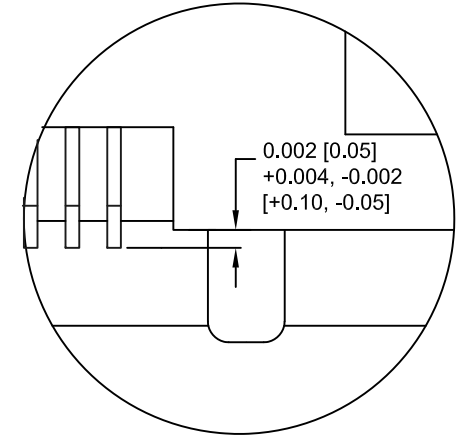
RoHS COMPLIANT

DESCRIPTION: 9 POS PCB LAYOUT - SURFACE MOUNT - FEMALE



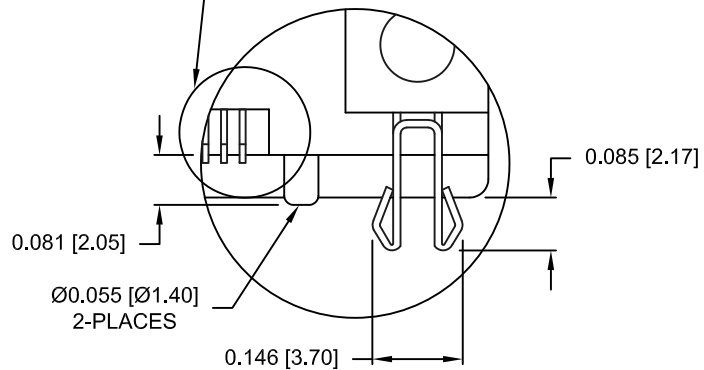
RECOMMENDED PCB LAYOUT

CONTACT ARRANGEMENT
1 6 2 7 3 8 4 9 5

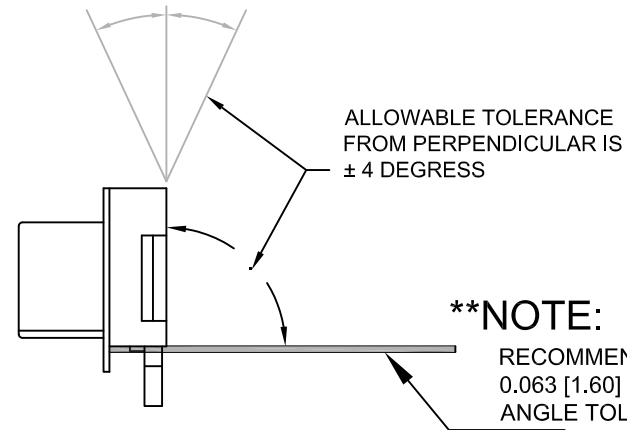


DETAIL "B"
CONTACT COPLANARITY

SEE DETAIL "B"
FOR CONTACT
COPLANARITY



DETAIL "A"



DO NOT SCALE FROM DRAWING

	THESE DRAWINGS AND SPECIFICATIONS ARE THE PROPERTY OF NorComp AND SHALL NOT BE REPRODUCED, COPIED OR USED AS THE BASIS FOR THE MANUFACTURE OR SALE OF APPARATUS WITHOUT WRITTEN PERMISSION.		DRAWN: C. SMITH	DATE: 03-30-09
	<h1>NorComp</h1>		SCALE: NTS	SHEET OF 2 2
DWG NO. 190-009-263R001				