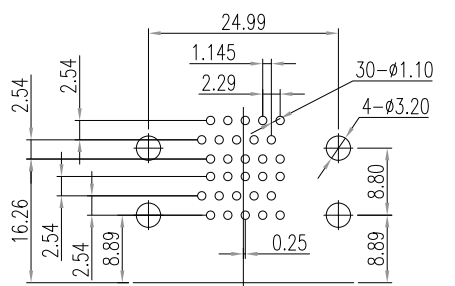
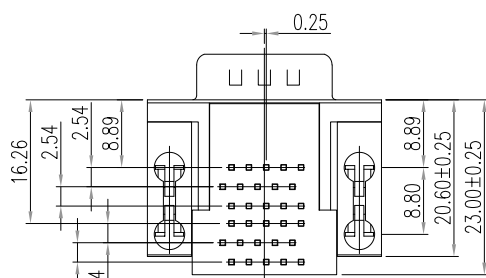
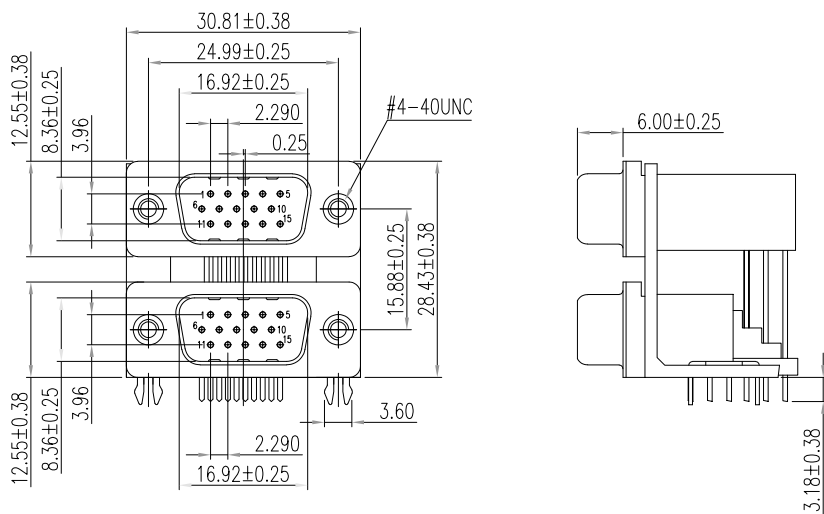


DESCRIPTION: HD // 15 POS // MALE OVER MALE // 0.625" CENTERS



RECOMMENDED P.C.B LAYOUT

ELECTRICAL CHARACTERISTICS

- VOLTAGE: 250 VAC (rms) Max.
- CURRENT RATING: 3 AMPS PER CONTACT
- CONTACT RESISTANCE: 25 MilliOhms Max.
- INSULATION RESISTANCE: 5000 MOhms Min.
- dIELECTRIC WITHSTANDING: 1000 VAC (rms)
- TOTAL MATING FORCE: 6.0 Kgf Max.
- TOTAL UNMATING FORCE: 1.2 Kgf Min.
- OPERATING TEMPERATURE: -55°C TO +85°C

MATERIAL CHARACTERISTICS

- HOUSING: PA9T, UL94V-0, BLACK
- CONTACTS: COPPER ALLOY
- SHELL: SPCC
- BOARDLOCK: COPPER ALLOY
- BRACKET: ZINC ALLOY
- SCREWLOCK: COPPER ALLOY

PLATING CHARACTERISTICS

- CONTACTS: SEE PART NUMBER KEY BELOW
- SHELL: NICKEL PLATED
- BOARDLOCK: TIN PLATED
- BRACKET: NICKEL PLATED
- SCREWLOCK: NICKEL PLATED

189-YYY-613R49Y

- SERIES _____
- POSITIONS _____
- H15 _____
- GENDER _____
- 61 = MALE OVER MALE _____
- SHELL PLATING _____
- 3 = NICKEL _____
- RoHS COMPLIANT (HIGH TEMP. PROCESS) _____
- HARDWARE OPTIONS _____
- 49 = 4-40 INSERTS/BOARD LOCKS _____
- PLATING OPTIONS _____
- 9 = 30u" GOLD PLATING MATING AREA & BRIGHT TIN IN SOLDER AREA _____
- 7 = GOLD FLASH OVER NICKEL IN MATING AREA WITH TIN OVER NICKEL TAILS _____

RoHS COMPLIANT

UNITS = mm

DO NOT SCALE FROM DRAWING



THESE DRAWINGS AND SPECIFICATIONS ARE THE PROPERTY OF NorComp AND SHALL NOT BE REPRODUCED, COPIED OR USED AS THE BASIS FOR THE MANUFACTURE OR SALE OF APPARATUS WITHOUT WRITTEN PERMISSION.

DRAWN: J. KADEL
DATE: 07/05/2018

NorComp

SCALE: NTS	SHEET 1 OF 1	REV 6
DWG NO. 189-H15-613R497		