

DESCRIPTION: M16 // M // SOLDER CUP // CABLE MOUNT // SHIELDED

SPECIFICATIONS:

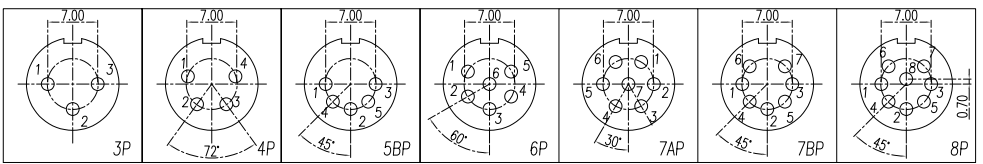
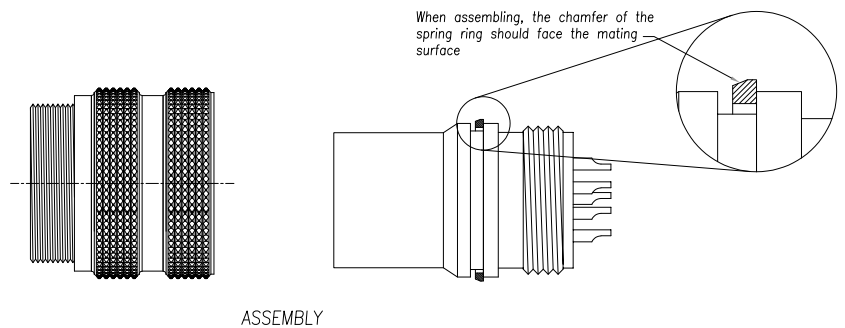
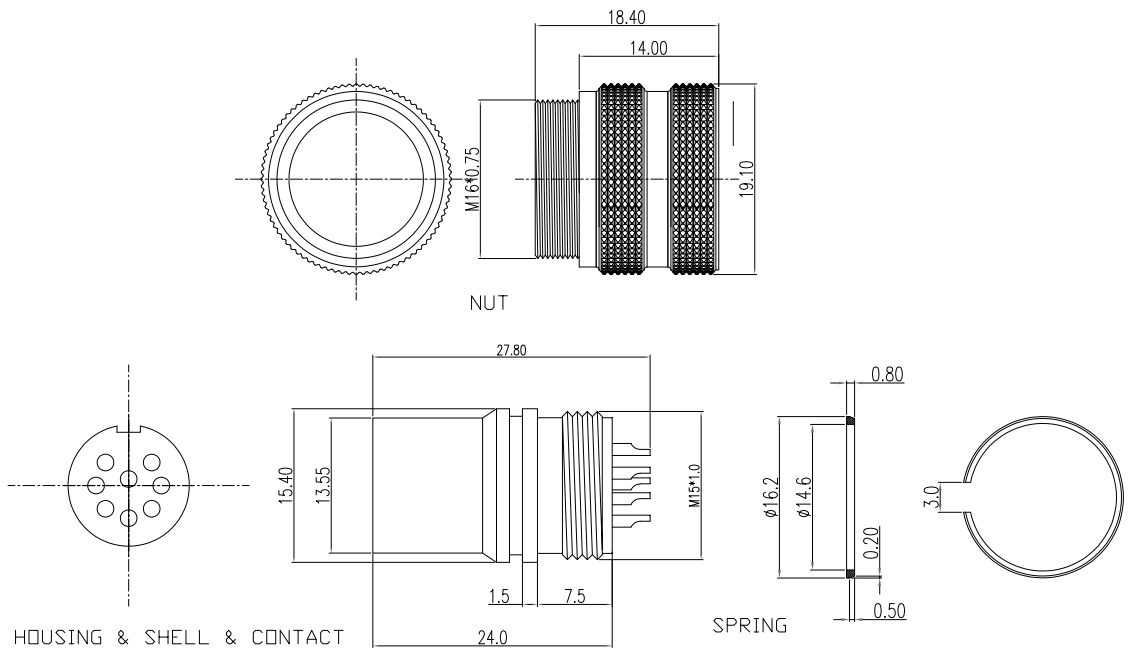
MATERIALS:
 HOUSING: PA66, UL94 V-0, BLACK
 CONTACTS: GOLD FLASH PLATED BRASS
 NUT: NICKEL PLATED BRASS
 SHELL: NICKEL PLATED ZINC ALLOY
 SPRING: STAINLESS STEEL

ELECTRICAL:
 RATED CURRENT: 7A (3,4,5B) // 5A (6,7A,7B,8)
 RATED VOLTAGE: 250V
 INSULATION RESISTANCE: 100 MOhms MIN.
 CONTACT RESISTANCE: 10 mOhms MAX.

ENVIRONMENT:
 OPERATING TEMPERATURE: -40°C TO +85°C
 WATER PROOF: IP67

MAX WIRE AWG: 22 AWG

TORQUE: 0.7Nm to 1.5Nm



POSITION CHART (MATING SIDE SHOWN)

878-YYY-103RLS1

- POSITIONS (SEE POSITION CHART)
 003 = 3 POSITION
 004 = 4 POSITION
 05B = 5(B) POSITION
 006 = 6 POSITION
 07A = 7(A) POSITION
 07B = 7(B) POSITION
 008 = 8 POSITION

RoHS COMPLIANT

UNITS = mm

DO NOT SCALE FROM DRAWING



THESE DRAWINGS AND SPECIFICATIONS ARE THE PROPERTY OF NorComp AND SHALL NOT BE REPRODUCED, COPIED OR USED AS THE BASIS FOR THE MANUFACTURE OR SALE OF APPARATUS WITHOUT WRITTEN PERMISSION.

DRAWN: J. KADEL
 DATE: 09/05/2023

NorComp

SCALE: NTS	SHEET 1 OF 1	REV 1
DWG NO. 878-YYY-103RLS1		