

SPECIFICATIONS:

MATERIALS:

HOUSING:	PA9T, UL94 V-0, BLACK
CONTACTS:	GOLD FLASH PLATED BRASS
GROUND:	NICKEL PLATED PHOSPHOR BRONZE
ORING:	VITON
CAP:	PA66

ELECTRICAL:

RATED CURRENT:	4A
RATED VOLTAGE:	3P & 4P => 250V // 5P => 60V
INSULATION RESISTANCE:	100 MOhms MIN.
CONTACT RESISTANCE:	10 mOhms MAX.

ENVIRONMENT:

OPERATING TEMPERATURE:	-40°C TO +85°C
WATER PROOF:	IP67 (Mated Condition)

NORCOMP 3P MATING PART NUMBERS:

858-003-103RKT4*

858-R03-103RLU4*

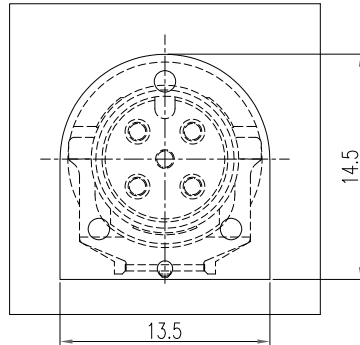
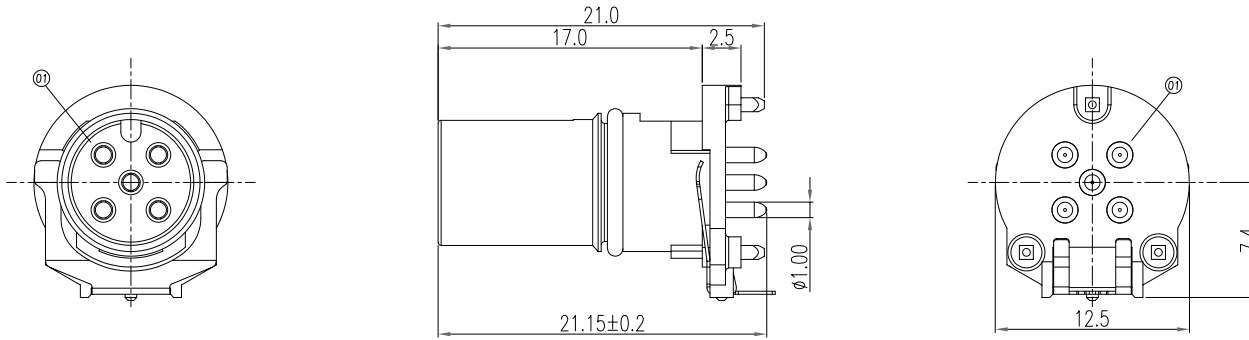
858-R03-103RSS4*

*Also all material and contact plating variants

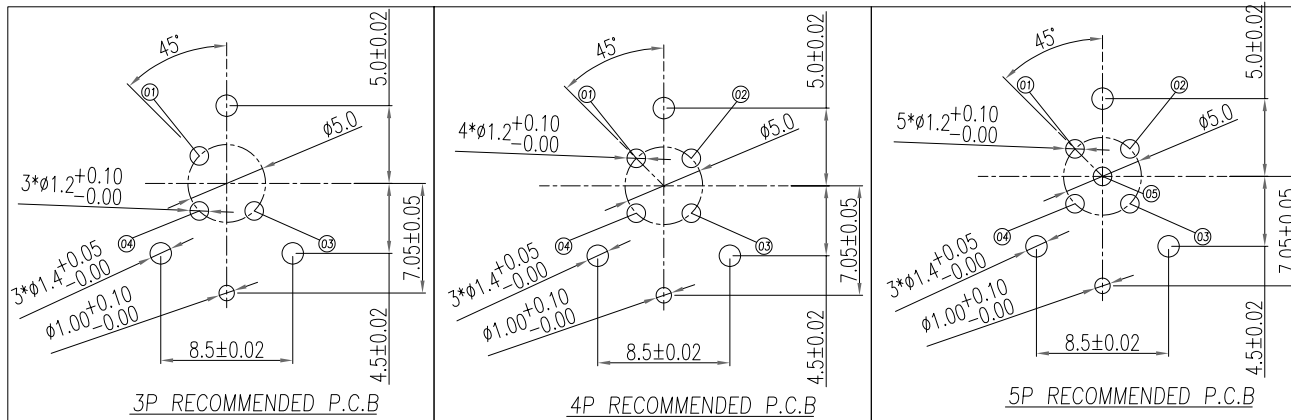
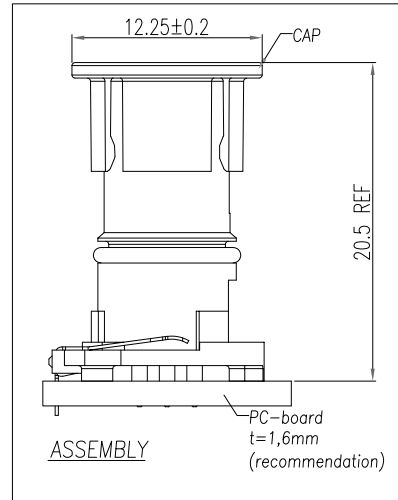
MUST PURCHASE PART NUMBER
"862-F-SHELL" SEPARATELY

862-00Y-213R001

003 = 3 POSITION
004 = 4 POSITION
005 = 5 POSITION



Component side (front view)
Recommended keepout area on the circuit board



RoHS COMPLIANT



THESE DRAWINGS AND SPECIFICATIONS ARE THE PROPERTY OF NorComp AND SHALL NOT BE REPRODUCED, COPIED OR USED AS THE BASIS FOR THE MANUFACTURE OR SALE OF APPARATUS WITHOUT WRITTEN PERMISSION.

DRAWN:

J. KADEL

DATE:

03/18/2024

UNITS = mm

DO NOT SCALE FROM DRAWING

NorComp

SCALE:

NTS

SHEET

OF

1

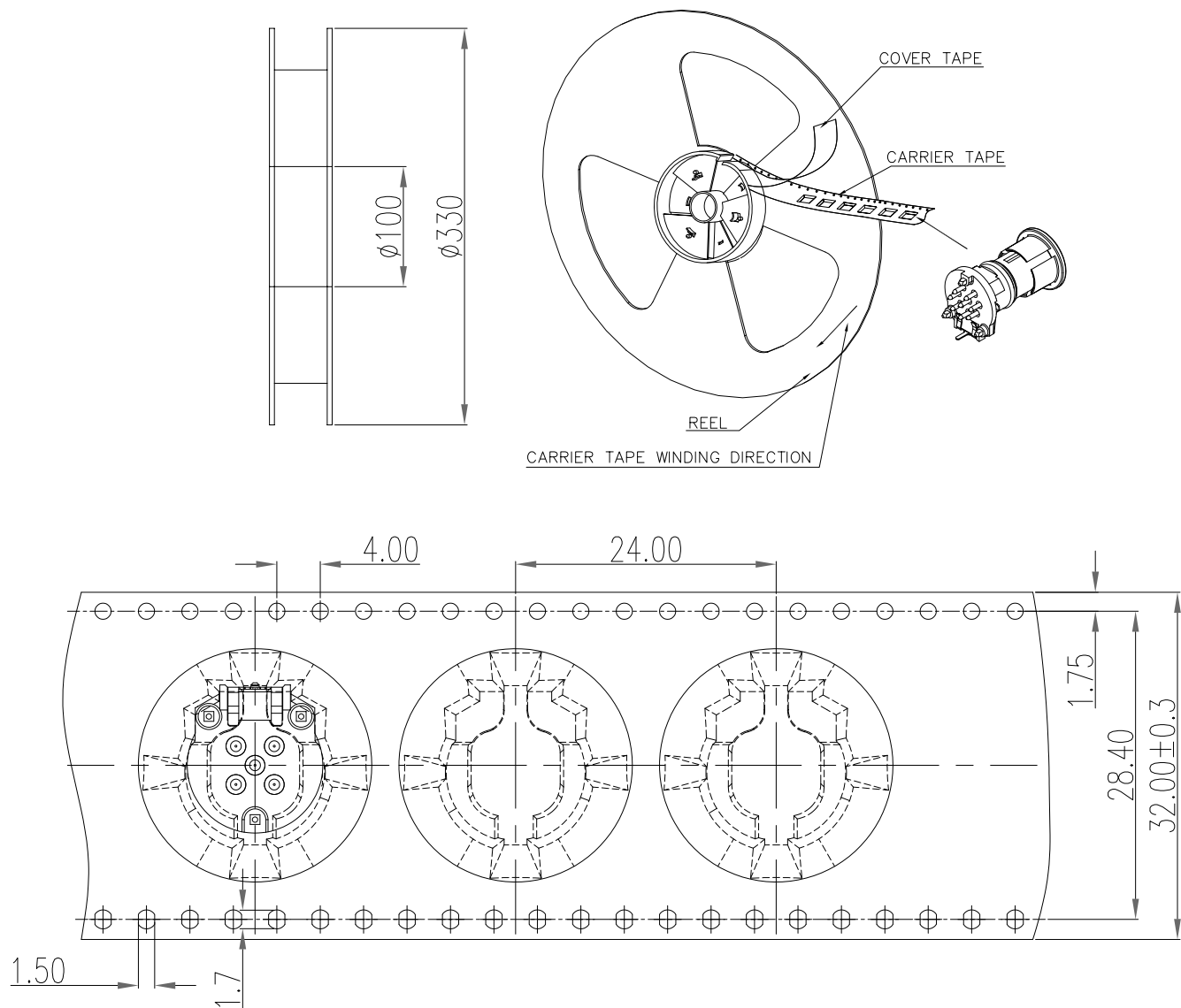
2

REV

0

DWG NO.

862-00Y-213R001



The tape size complies with the (EIA-481-D) specification requirements.

RoHS COMPLIANT



THESE DRAWINGS AND SPECIFICATIONS ARE THE PROPERTY OF NorComp AND SHALL NOT BE REPRODUCED, COPIED OR USED AS THE BASIS FOR THE MANUFACTURE OR SALE OF APPARATUS WITHOUT WRITTEN PERMISSION.

DRAWN:

J. KADEL

DATE:

03/18/2024

UNITS = mm

DO NOT SCALE FROM DRAWING

NorComp

SCALE:
NTS

SHEET 2 OF 2

REV 0

DWG NO.

862-00Y-213R001