

DESCRIPTION: M12 // 3P // FEMALE // SHIELDED // SOLDER CUP // CABLE KIT

SPECIFICATIONS:

MATERIAL:
 HOUSING: PBT UL94V-0, BLACK
 CONTACT: GOLD PLATED BRASS (SEE P/N KEY BELOW)
 NUT: NICKEL PLATED AL
 SHELL: NICKEL PLATED AL
 O-RING: EPDM, BLACK
 MAIN BODY: NICKEL PLATED AL
 GLAND: SILICONE, BLACK
 GLAND CAGE: POM, WHITE
 GLAND NUT: NICKEL PLATED AL

ELECTRICAL:
 RATED CURRENT: 4A
 RATED VOLTAGE: 250V
 INSULATION RESISTANCE: 100 MOhms MIN.
 CONTACT RESISTANCE: 10 mOhms MAX.

ENVIRONMENT
 OPERATION TEMPERATURE: -40°C TO +85°C
 WATER PROOF: IP67

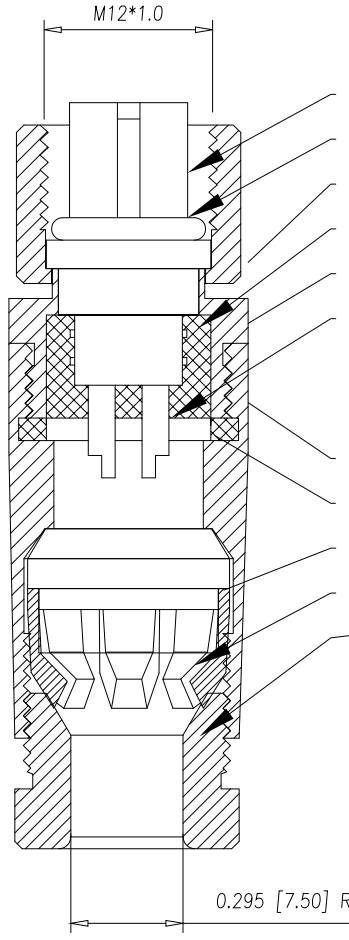
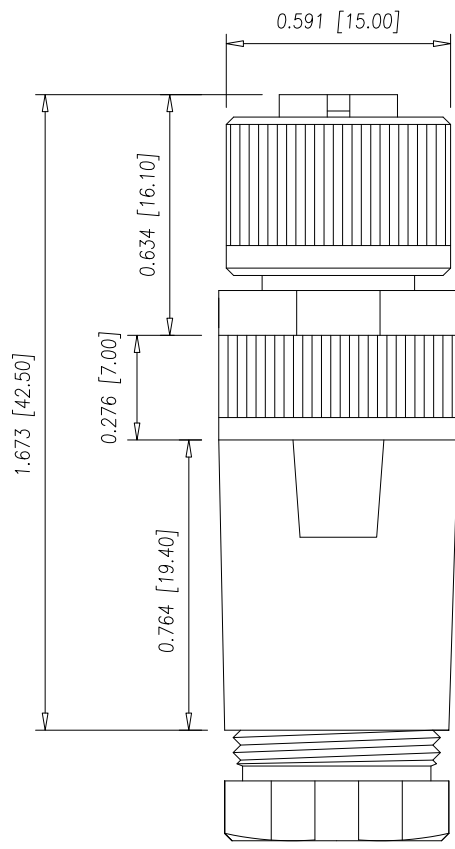
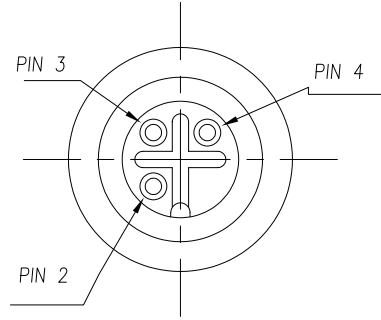
MAX WIRE AWG: 20

NORCOMP MATING PART NUMBERS:

858-003-103RLU4*
 859-003-103R004*
 860-L03-113R004*
 861-003-113R004*
 *Also all material and contact plating variants

858-003-203RKTY

1 = GOLD FLASH
 4 = 10u" GOLD



HOUSING
 O-RING-A
 NUT
 EPOXY
 SHELL
 CONTACT
 Main Body
 O-RING-B
 Gland
 Gland Cage
 Gland Nut (M14*1.0)

0.295 [7.50] RECOMMEND CABLE OD=5.0mm~7.0mm

RoHS COMPLIANT

UNITS = inch [mm]

DO NOT SCALE FROM DRAWING



THESE DRAWINGS AND SPECIFICATIONS ARE THE PROPERTY OF NorComp AND SHALL NOT BE REPRODUCED, COPIED OR USED AS THE BASIS FOR THE MANUFACTURE OR SALE OF APPARATUS WITHOUT WRITTEN PERMISSION.

DRAWN: M. SIGMON
 DATE: 03/07/2016

NorComp

SCALE: NTS	SHEET 1 OF 1	REV 7
DWG NO. 858-003-203RKTY		