

SPECIFICATIONS:

MATERIALS:













HOUSING: PA66, UL94 V-0, BLACK
 CONTACTS: GOLD FLASH PLATED BRASS
 LOCK NUT: PA66, UL94 V-0, BLACK
 ORING & GASKET & SEAL: SILICONE
 CLAMP RING & SEALING NUT: PA66, UL94 V-0, BLACK

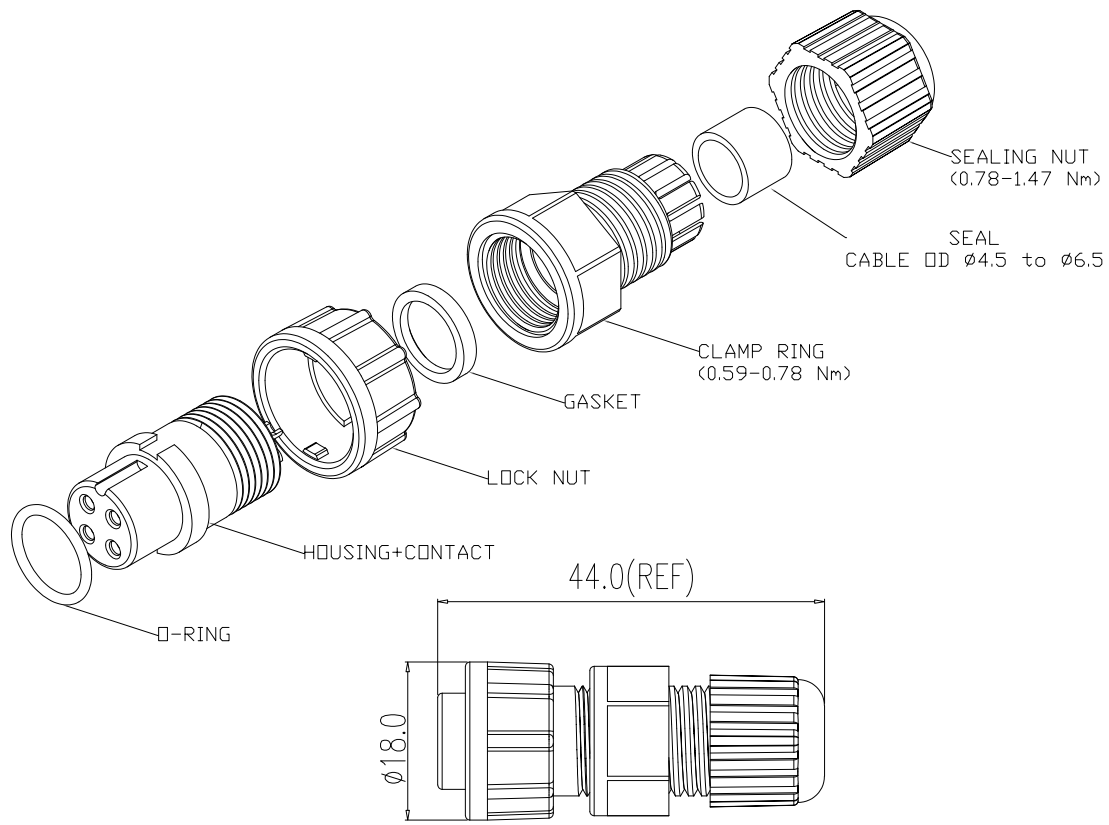
ELECTRICAL:

RATED CURRENT: SEE TABLE TO LEFT
 RATED VOLTAGE: 250V
 INSULATION RESISTANCE: 100 MOhms MIN.
 CONTACT RESISTANCE: 10 mOhms MAX.

ENVIRONMENT:

OPERATING TEMPERATURE: -40°C TO +105°C
 WATER PROOF: IP67

POSITIONS AVAILABLE				
NorComp Part Number	POSITIONS		MAX AMPERAGE	MAX WIRE AWG
868-02A-203KIT	2A		10A	18AWG
868-03A-203KIT	3A		10A	18AWG
868-04A-203KIT	4A		10A	18AWG
868-02B-203KIT	2B		5A	24AWG
868-03B-203KIT	3B		5A	24AWG
868-04B-203KIT	4B		5A	24AWG
868-005-203KIT	5		5A	24AWG
868-006-203KIT	6		5A	24AWG
868-007-203KIT	7		5A	24AWG
868-008-203KIT	8		5A	24AWG
868-010-203KIT	10		2A	26AWG
868-012-203KIT	12		2A	26AWG



RoHS COMPLIANT



THESE DRAWINGS AND SPECIFICATIONS ARE THE PROPERTY OF NorComp AND SHALL NOT BE REPRODUCED, COPIED OR USED AS THE BASIS FOR THE MANUFACTURE OR SALE OF APPARATUS WITHOUT WRITTEN PERMISSION.

DRAWN: J. KADEL
 DATE: 06/17/2024

UNITS = mm

DO NOT SCALE FROM DRAWING



SCALE: NTS	SHEET 1 OF 1	REV 0
DWG NO. 868-YYY-203KIT		