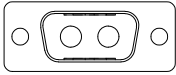
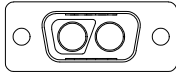
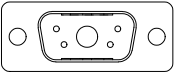
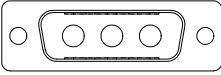
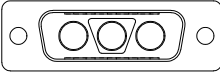
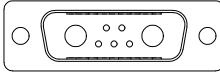
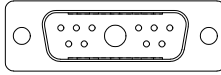
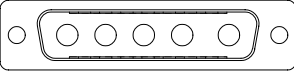
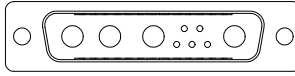
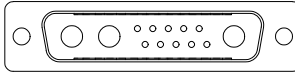
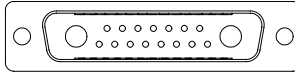
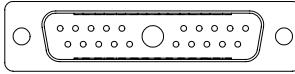
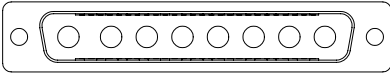
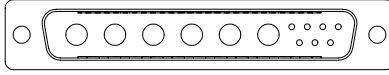
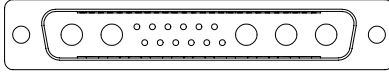
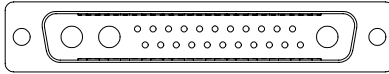
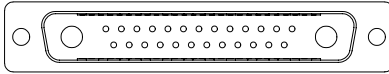
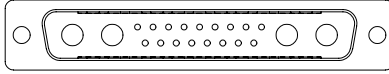


	Full Layout	Mixed Layout
Size 1(E)	 2W2  2W2K	 5W1
Size 2(A)	 3W3  3W3K	 7W2  11W1
Size 3(B)	 5W5	 9W4  13W3  17W2  21W1
Size 4(C)	 8W8	 13W6  17W5  25W3  27W2  21W4

RoHS COMPLIANT

DO NOT SCALE FROM DRAWING



THESE DRAWINGS AND SPECIFICATIONS ARE THE PROPERTY OF NorComp AND SHALL NOT BE REPRODUCED, COPIED OR USED AS THE BASIS FOR THE MANUFACTURE OR SALE OF APPARATUS WITHOUT WRITTEN PERMISSION.

DRAWN:
J. KADEL
DATE:
03/25/2020

NorComp

SCALE: NTS	SHEET 1	OF 1	REV 0
DWG NO. CDF CONTACT CONFIGURATIONS			